



Aluminum
Storm Doors,
Storm Windows &
Porch Enclosures

York Aluminum Storm Doors are designed and manufactured to suit our Canadian climate. Whether you choose the Classic 2" frame or the Modern 2-1/4" frame each door is custom made, virtually maintenance-free and built to last. The sturdy design provides added security and peace-of-mind while accentuating the appearance of your home for many years to come.



CLASSIC

2" STORM DOOR FRAME




CONTEMPORARY

2 1/4" STORM DOOR FRAME



OPTIONAL



HIDDEN VENT

The hidden vent retractable screen is designed to give you a clear view when closed and allow for ventilation when opened. The screen winds and unwinds from the top down of the factory installed cartridge when the operating sash is opened and closed.



Look for this symbol on your door selection



STANDARD FEATURES:

- Baked on enamel finish
- Reinforced corners
- Four heavy duty hinges with oil-lite bearings
- 3mm tempered glass
- Black durable aluminum screen
- Superior weather-stripping system
- Pre hung
- Colour matched heavy duty closer for smooth operation
- Conforms to CGSB standards

Also Available:

- Round top & shaped doors
- Insulated kick plate
- French door conversion
- Inswing doors
- Backer angle
- Pet mesh
- Mail slots
- Pet door



HI-VIEW

Available in:

- 2" Classic
- 2 1/4" Contemporary



TRUE-VIEW 1/2 LITE

Available in:

- 2" Classic
- 2 1/4" Contemporary



EXTENDED VIEW

Available in:

- 2" Classic
- 2 1/4" Contemporary



TRUE-VIEW 3/4 LITE

Available in:

- 2" Classic
- 2 1/4" Contemporary





ONE-LITE

Available in:

2" Classic
2 1/4" Contemporary

INTERCHANGEABLE
SCREEN / OPTION



FULL-VIEW

Available in:

2" Classic
2 1/4" Contemporary

INTERCHANGEABLE
SCREEN / OPTION



TRI-LITE

2" CLASSIC ONLY

Available in:

2" Classic Only

 **HIDDEN**
VENT OPTION



SELF STORING

Available in:

2" Classic
2 1/4" Contemporary
1 1/4" Contemporary

 **HIDDEN**
VENT OPTION

2" Classic
2 1/4" Contemporary
Only



STANDARD HANDLES DX HANDLES



LOCK
OPTION



LOCK
OPTION



SATIN SILVER

BLACK

WHITE

DX KEYED
DEADBOLT

INTERIOR
DEADBOLT

*HANDLES SHOWN ON CONTEMPORARY FRAME

OPTIONAL HANDLES AJ LEVERS



LOCK
OPTION



SATIN SILVER

BLACK

ANTIQUÉ BRASS

AJ KEYED
DEADBOLT

*HANDLES SHOWN ON CONTEMPORARY FRAME

OPTIONAL HANDLES

MORTISE LEVERS

CLASSIC 2" DOORS ONLY



SATIN CHROME



MATTE BLACK



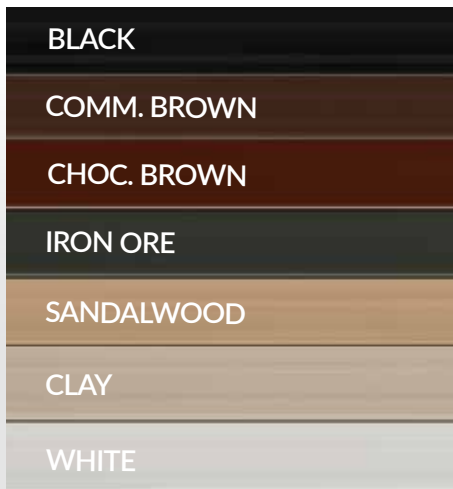
BRASS

*HANDLES SHOWN ON CLASSIC FRAME



EXIT BAR - WHITE & SILVER

COLOUR OPTIONS



2 1/4"	BLACK
	CHOC. BROWN
	CLAY WHITE
2"	BLACK
	COMM. BROWN
	CHOC. BROWN
	IRON ORE
	SANDALWOOD
	CLAY WHITE

*Actual colours may vary due to printing process and paper stocks. In order to select true colours, choose from actual paint swatches.

DECORATIVE GLASS OPTIONS

CUSTOM SANDBLAST DESIGNS



LILY




ROSE



FLORAL



TRI-LITE
FLORAL



LOTUS

Storm windows

Standard Features

- Custom made
- Face mount 3/4" blind stop flange or 1/-1/2" overlap flange
- Inserts removable from inside or outside
- Polypile weatherstripping on inserts
- Variable latching positions
- Durable black aluminum screen
- 3mm glass

Deluxe slider

Standard Features


- Custom made
- Inside mount 1-1/8" frame depth
- Inserts removable from inside
- Polypile weatherstripping on inserts
- Durable black aluminum screen
- 3mm glass

Options

- Obscure glass
- Tempered glass
- Lexan glass
- Sill expander
- Round top windows
- Shaped windows

Advantages

- Affordability
- Reduces drafts
- Cuts energy costs
- Reduces noise
- Virtually maintenance free
- Protects existing wood windows



SLIDER


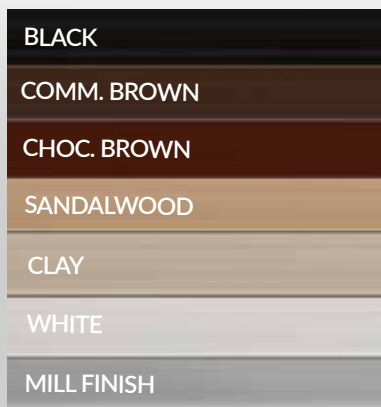


SINGLE HUNG



ONE LITE

COLOUR OPTIONS



DELUXE SIDE SLIDER

*Actual colours may vary due to printing process and paper stocks. In order to select true colours, choose from actual paint swatches.



PORCH ENCLOSURES

Our porch enclosures are manufactured from custom made enclosure panels which are specifically designed to fit into existing openings. Each panel is made from 1-3/4" aluminum enclosure rails and is assembled on site with slip channels for even and uneven openings. Storm doors are then installed to complete the enclosure, providing you with year-round beauty, versatility and comfort.



Advantages

- Protection from the elements and insects
- A winter buffer zone keeping heat in and drafts and snow out
- Ventilation
- Added security
- Extra space
- Virtually maintenance-free

Standard Features

- Fixed or operating panels
- 3mm glass
- Custom slip channels for easy installation
- Custom closer and handle brackets

Options

- Hidden vent option
- Round top panel
- Shaped panels
- Tempered glass
- Obscured glass
- House numbers
- Pet door

Standard Panel Options

- Transom
- Fixed
- Self-storing
- Hidden vent
- Deluxe slider
- Fixed over deluxe slider



COLOUR OPTIONS

BLACK

COMM. BROWN

IRON ORE

SANDALWOOD

CLAY

WHITE

*Actual colours may vary due to printing process and paper stocks. In order to select true colours choose from actual paint swatches.

WARRANTY POLICY

Since 1969 York Aluminum has been designing and manufacturing aluminum storm doors, storm windows and porch enclosures.

We warrant all our products and components as follows:

- Manufacturing processes for a period of one year.
- All hardware which includes handles, closers, chains, key locks and sash locks for a period of one year.
- All paint processes which include both extrusions and kick plate for a period of one year.
- Hidden vent motors which include the spring and the end caps for a period of one year.

Any warranty replacement is under the discretion of York Aluminum. Labour is not included.

This warranty does not apply to glass or screen breakage. This warranty does not apply to any damage caused by misuse or faulty installation.

The warranty does not apply to high winds or unforeseen extreme weather conditions.

The warranty does not apply to air or water infiltration.

Any flaws in our products such as glass or paint finishes are to be reported in writing along with proof of purchase within forty-eight hours.



Toronto, Ontario

www.yorkaluminum.com